

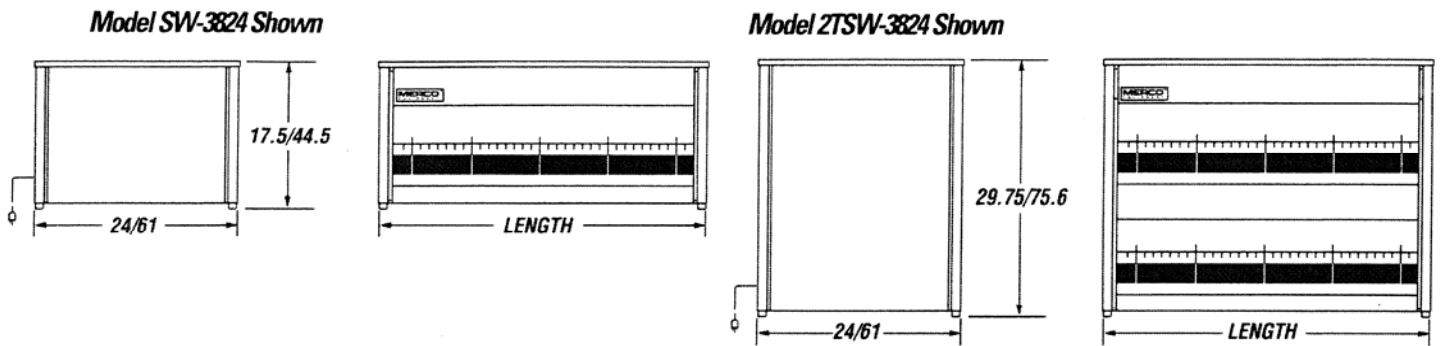


PARTS & SERVICE MANUAL for Sandwich Warmers Models SW & 2TSW Series



THIS MANUAL SHOULD BE RETAINED FOR FUTURE USE.

DIMENSIONS (inches/cm)



SPECIFICATIONS (Standard Models)

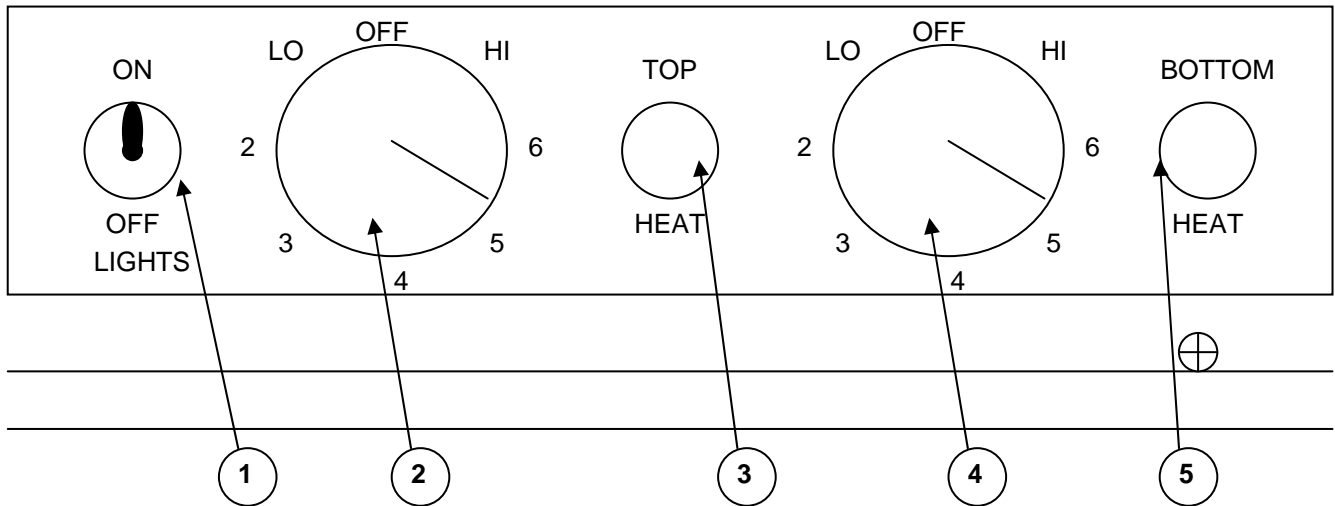
Model #	VOLTAGE/AMPS			Watts	Length Inches/cm	Net Wt.** Lbs/kg	Ship Wt.** Lbs/kg	Ship Vol.** Cu ft/cu m
	120V	120/208V	120/240V					
SW-2624	7.7	N/A	N/A	920	26/66.0	70/31.8	100/45.4	9.5/0.27
SW-3824	11.8	7.7	6.9	1420	38/96.05	110/49.9	150/68.1	13.5/0.38
SW-5024	15.0	9.7	8.8	1800	50/127.0	150/68.1	190/86.3	17.4/0.49
SW-6224	18.8	12.1	10.9	2260	62/157.5	200/90.8	250/113.5	21.3/0.60
2TSW-2624	15.3	8.0	N/A	1840	26/66.0	100/45.4	130/59.0	15.0/0.42
2TSW-3824	23.7	15.4	13.8	2840	38/96.5	150/68.1	190/86.3	21.1/0.60
2TSW-5024	N/A	19.4	17.5	3600	50/127.0	200/90.8	250/113.5	27.3/0.77
2TSW-6224	N/A	24.3	21.8	4520	62/157.5	250/113.5	320/145.3	33.5/0.95
2TSW-3224	18.8	12.1	11.0	2620	32/81.3	140/63.5	180/81.6	13.2/0.37
2TSW-4424	N/A	17.0	15.3	3180	44/111.8	170/77.1	220/99.8	18.2/0.52
2TSW-7424	N/A	28.2	25.2	5340	74/188.0	240/108.9	320/145.0	30.6/0.87
2TSW-8024	N/A	32.0	28.7	6040	80/203.2	270/122.5	360/163.3	33.1/0.94

*Measurements are approximate.

NOTE: Not all units are available in all voltages.

OPERATION

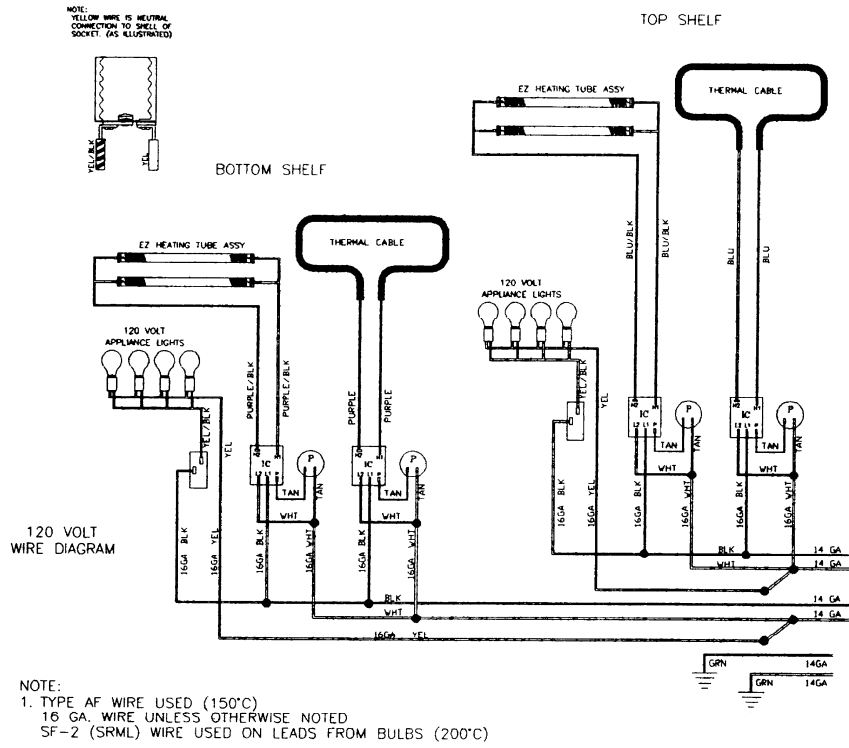
- #1 On/Off Switch controls lights.
- #2 Controls the upper tubular heating element(s) and lower heating shelf.
- #3 Illuminated Pilot Light indicates that tubular heating element(s) are on.
- #4 Controls warming shelf.
- #5 Illuminated Pilot Light indicates that the shelf is on.



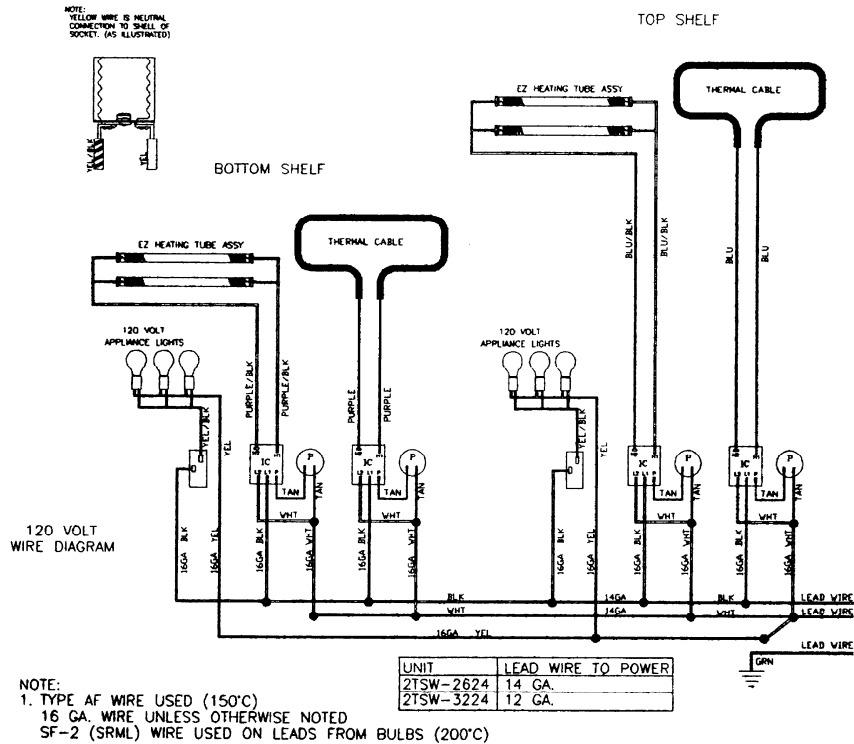
The factory recommends setting the heat control knobs (2 & 4) between the numbers four (4) and six (6) on the control panel depending on the ambient temperature.

WIRING DIAGRAMS

2TSW-3824



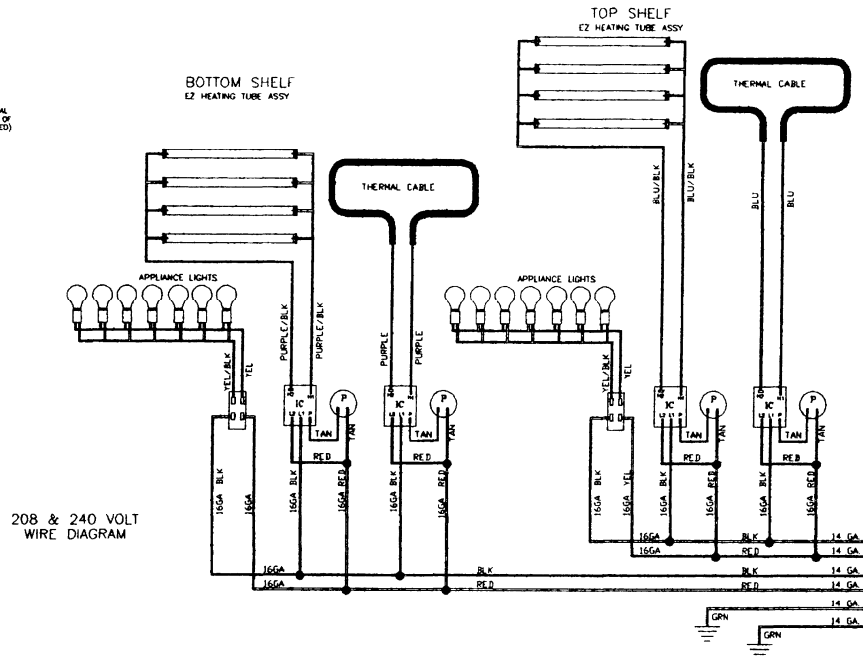
2TSW-2624 2TSW-3224



WIRING DIAGRAMS (CONT'D)

2TSW-7424, 208V 2TSW-8024, 208 & 240V

NOTE:
YELLOW WIRE IS NEUTRAL
CONNECTION TO SHELL OF
SOCKET (AS ILLUSTRATED)

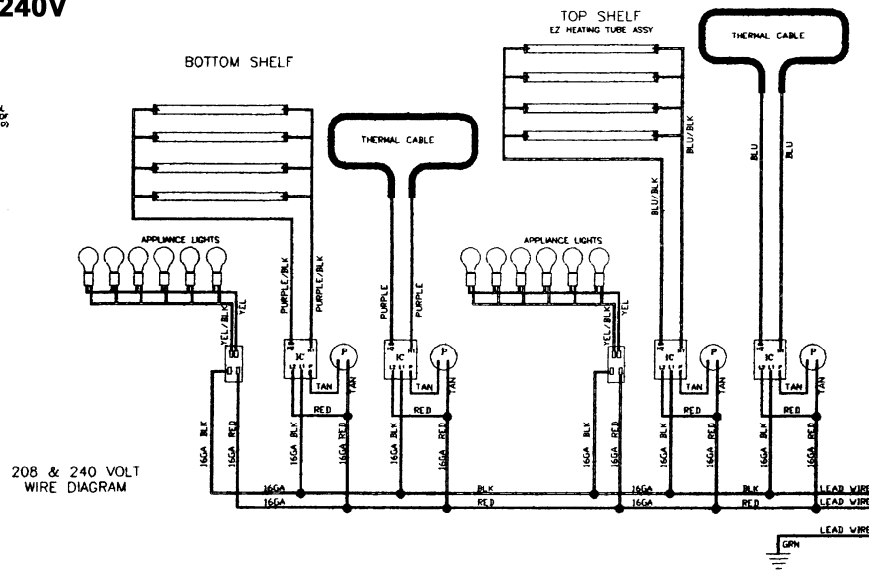


208 & 240 VOLT
WIRE DIAGRAM

NOTE:
1. TYPE AF (MIN. 150") WIRE USED
16 GA. WIRE UNLESS OTHERWISE NOTED
SF-2 (SRML) WIRE USED ON LEADS FROM BULBS (200°C)

2TSW-3224, 208 & 240V 2TSW-3824, 208 & 240V 2TSW-4424, 208 & 240V 2TSW-5024, 208 & 240V 2TSW-6224, 208 & 240V 2TSW-7424, 240V

NOTE:
YELLOW WIRE IS NEUTRAL
CONNECTION TO SHELL OF
SOCKET (AS ILLUSTRATED)

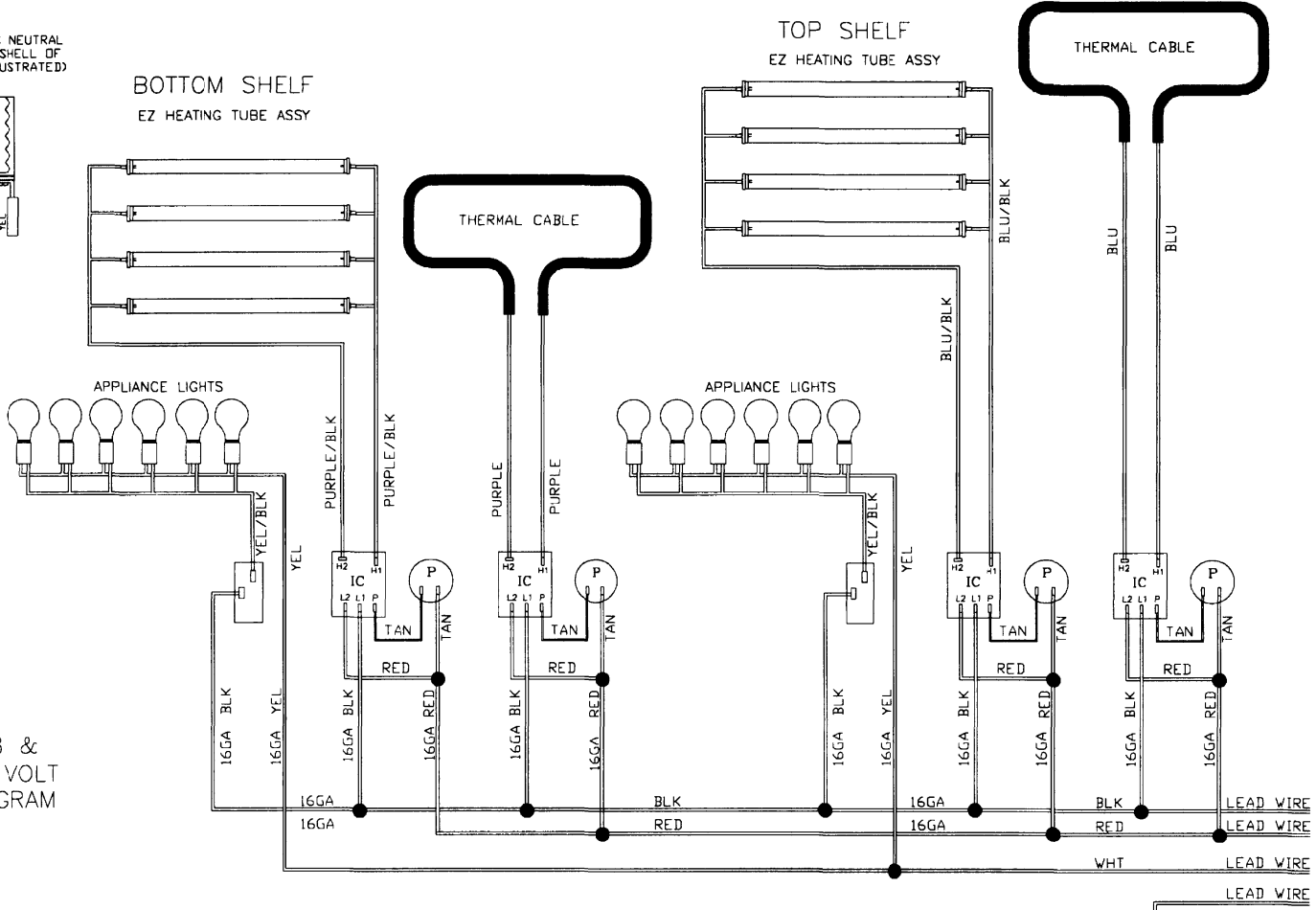
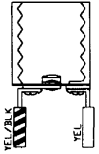


208 & 240 VOLT
WIRE DIAGRAM

NOTE:
1. TYPE AF (MIN. 150") WIRE USED
16 GA. WIRE UNLESS OTHERWISE NOTED

UNIT	LEAD WIRE TO POWER
2TSW-3224	14 GA
2TSW-3824	14 GA
2TSW-4424	14 GA
2TSW-5024	14 GA
2TSW-6224	12 GA
2TSW-7424	12 GA

NOTE:
YELLOW WIRE IS NEUTRAL
CONNECTION TO SHELL OF
SOCKET. (AS ILLUSTRATED)

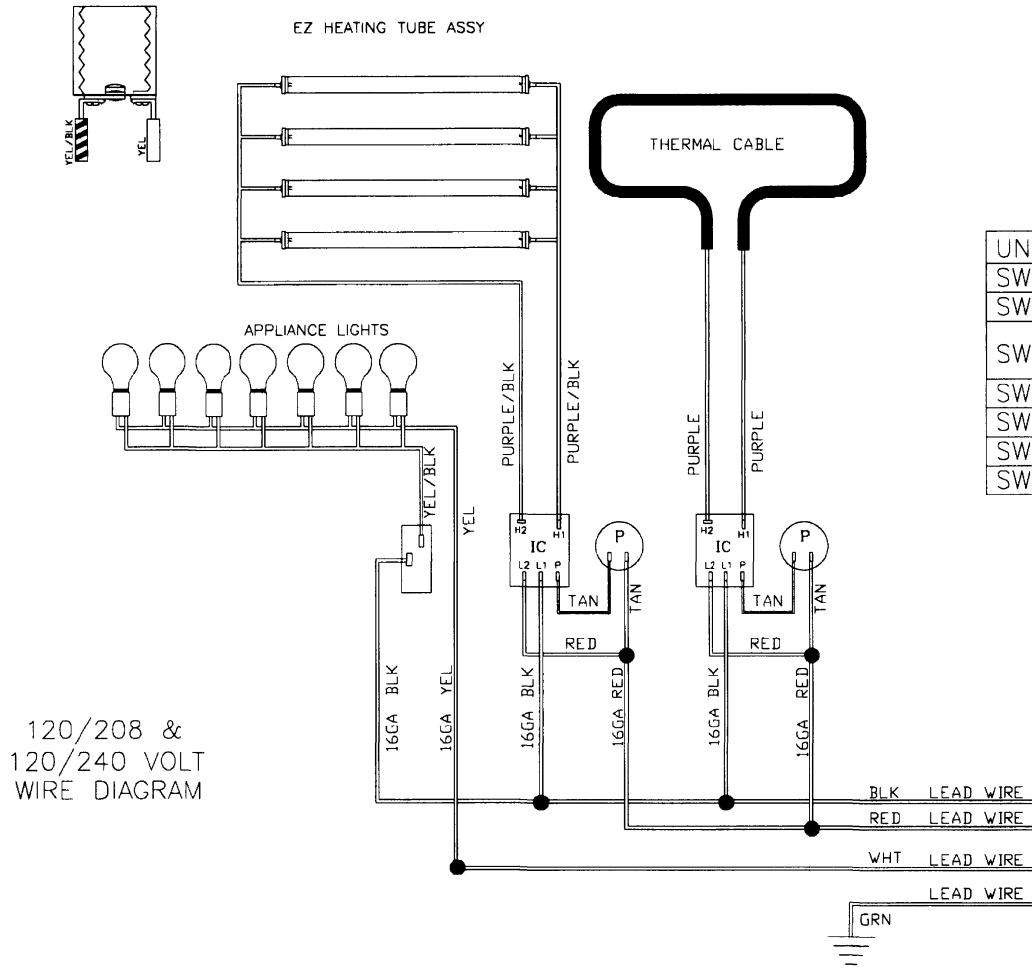


120/208 &
120/240 VOLT
WIRE DIAGRAM

NOTE:
1. TYPE AF (MIN. 150°) WIRE USED
16 GA. WIRE UNLESS OTHERWISE NOTED
SF-2 (SRML) WIRE USED ON LEADS FROM BULBS (200°C)

UNIT	LEAD WIRE TO POWER
2TSW-3224	14 GA
2TSW-3824	14 GA
2TSW-4424	14 GA
2TSW-5024	12 GA
2TSW-6224	12 GA

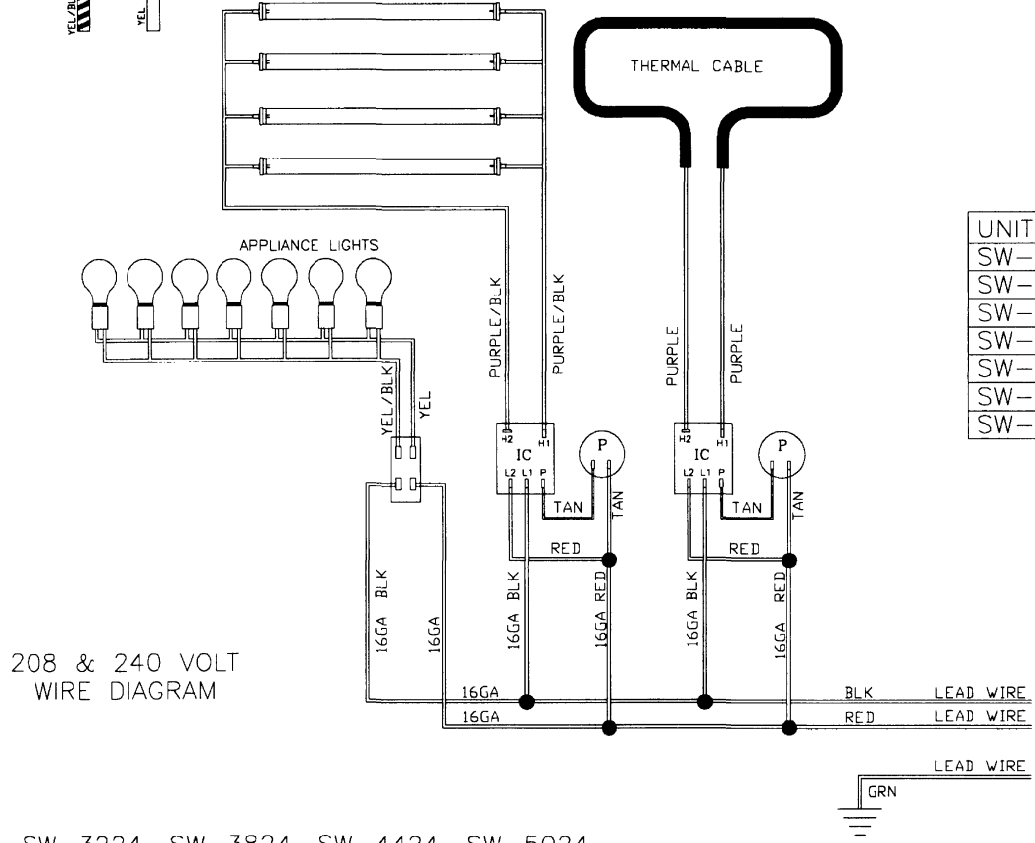
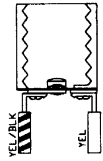
NOTE:
YELLOW WIRE IS NEUTRAL
CONNECTION TO SHELL OF
SOCKET. (AS ILLUSTRATED)



UNIT	LEAD WIRE TO POWER
SW-3224	16 GA
SW-3824	16 GA
SW-4424	120/208V 14 GA 120/240V 16 GA
SW-5024	14 GA
SW-6224	14 GA
SW-7424	14 GA
SW-8024	14 GA

NOTE:
1. TYPE AF (MIN. 150") WIRE USED
16 GA. WIRE UNLESS OTHERWISE NOTED
SF-2 (SRML) WIRE USED ON LEADS FROM BULBS (200°C)

NOTE:
YELLOW WIRE IS NEUTRAL
CONNECTION TO SHELL OF
SOCKET. (AS ILLUSTRATED)

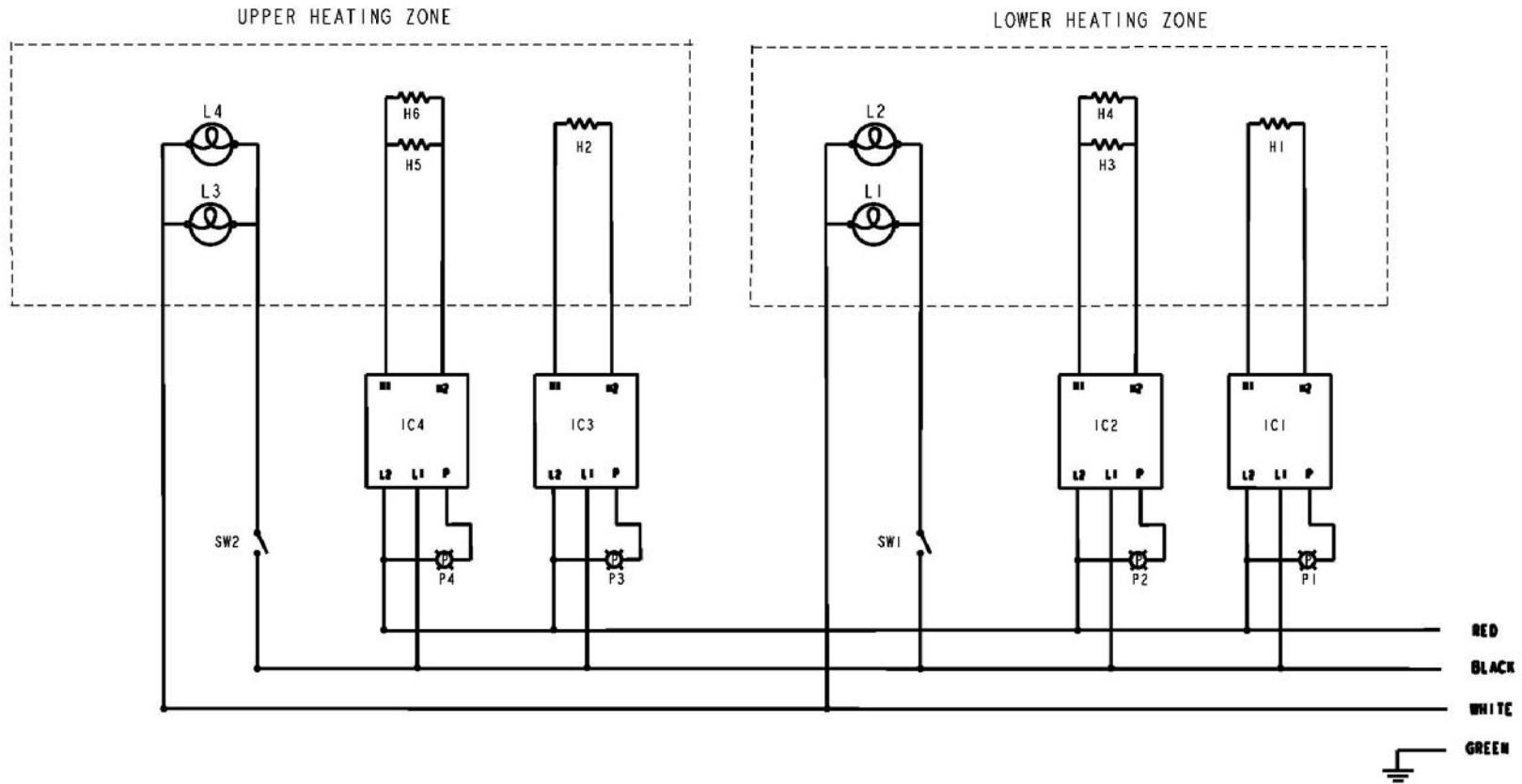


208 & 240 VOLT
WIRE DIAGRAM

UNIT	LEAD WIRE TO POWER
SW-3224	16 GA
SW-3824	16 GA
SW-4424	16 GA
SW-5024	208V 14GA, 240V 16GA
SW-6224	14 GA
SW-7424	14 GA
SW-8024	14 GA

SW-3224, SW-3824, SW-4424, SW-5024,
SW-6224, SW-7424, SW-8024, 208 VOLT &
240 Volt Wiring Diagram

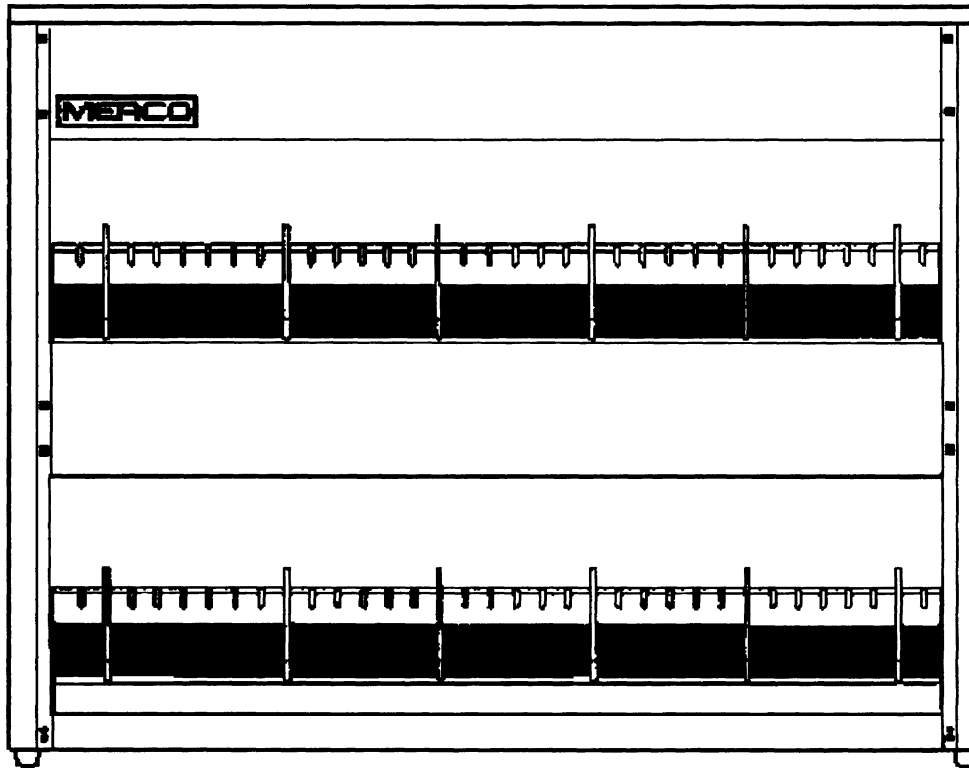
NOTE:
1. TYPE AF (MIN. 150') WIRE USED
16 GA. WIRE UNLESS OTHERWISE NOTED



IC1, IC2, IC3, IC4 - INFINITE CONTRL 240V 15A
 H1, H2 - THERMAL CABLE, 208V 200W
 H3, H4, H5, H6 - EZ HEAT TUBE ASSY 240V 300W
 L1, L2, L3, L4 - LAMP, INCANDESCENT 130V 60W
 SW1, SW2 - SPST TOGGLE SWITCH 250V 12A

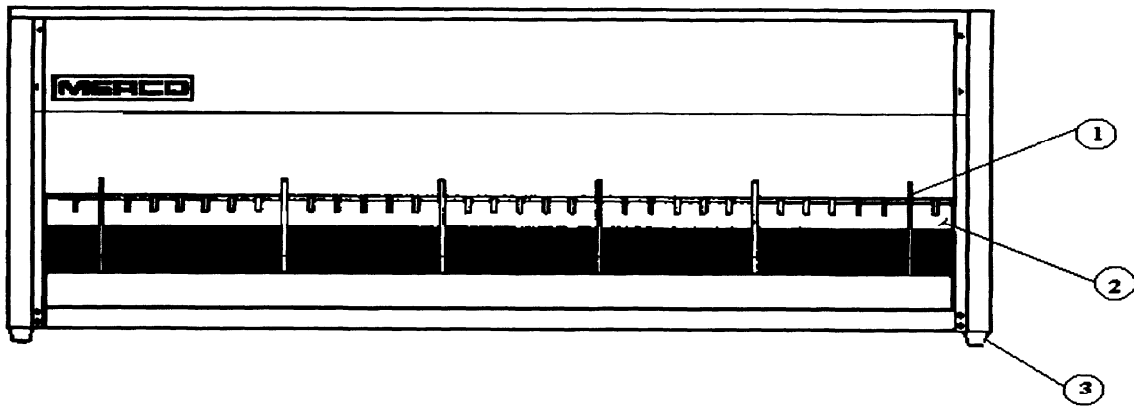
20000063A

**2TSW - 3824
PARTS LIST
120V**



PART NO.	DESCRIPTION	QTY
000171	BUSHING, HEYCO	1
000320	KNOB, W/POINTER	4
000360	KNOB, 1/4-20, FEMALE INSERT, BLK	8
000374	LAMP, 120V, 60W, CLEAR COATED	8
000466	WIRENUT, CERAMIC, HI-7	
000672	SOCKET, EZ, QUARTZLINE	8
000716	SWITCH, TOGGLE, 15A, 125V	2
050377	CONTROL, INF, 120V, W/TERM	4
050463	SOCKET, ASSY, TWIN	2
070003	FOOT, RUBBER, W/SCREW	4
072051	CORDSET, 120V, 30A W/SLV	1
080003	LIGHT, PILOT, W/2 FAST ON TERM	4
110556	TUBE, LWEZT-36, 120V, 440W	4
111595	CABLE, THERMAL, 120V, 300W, 14'	2
313210	SUPPORT, DIV, ROD (2T) SW 3824	4
314520	DIVIDER, BAR (2T) SW	12

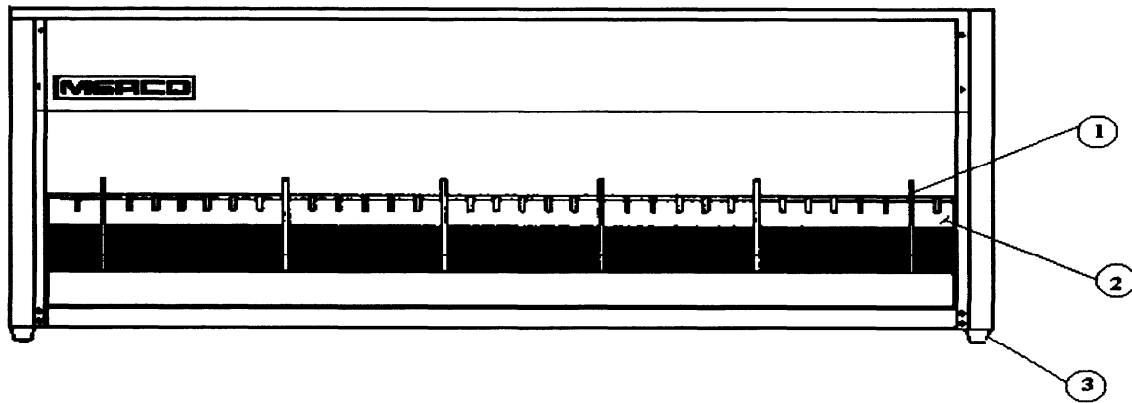
**SW - 2624 STYLE FL
PARTS LIST
120V**



FRONT VIEW

ITEM	PART NO.	DESCRIPTION	QTY
	000174	BUSHING, HEYCO	1
	000320	KNOB, W/POINTER	2
	000360	KNOB, 1/4-20, FEMALE INSERT, BLK	2
	000374	LAMP, 120V, 60W, CLEAR COATED	4
	000466	WIRENUT, CERAMIC, HI-7	
	000672	SOCKET, EZ, QUARTZLINE	4
	000716	SWITCH, TOGGLE, 15A, 125V	1
	050377	CONTROL, INF, 120V, W/TERM	2
	050463	SOCKET, ASSY, TWIN	1
3	070003	FOOT, RUBBER, W/SCREW	4
	072036	CORDSET, 120V, 15A W/SLV	1
	080003	LIGHT, PILOT, W/2 FAST ON TERM	2
	110548	TUBE, LWEZT-24, 120V, 300W	2
	111598	CABLE, THERMAL, 120V, 200W, 9.5'	1
	000869	GUARD, WIRE NW-24	2

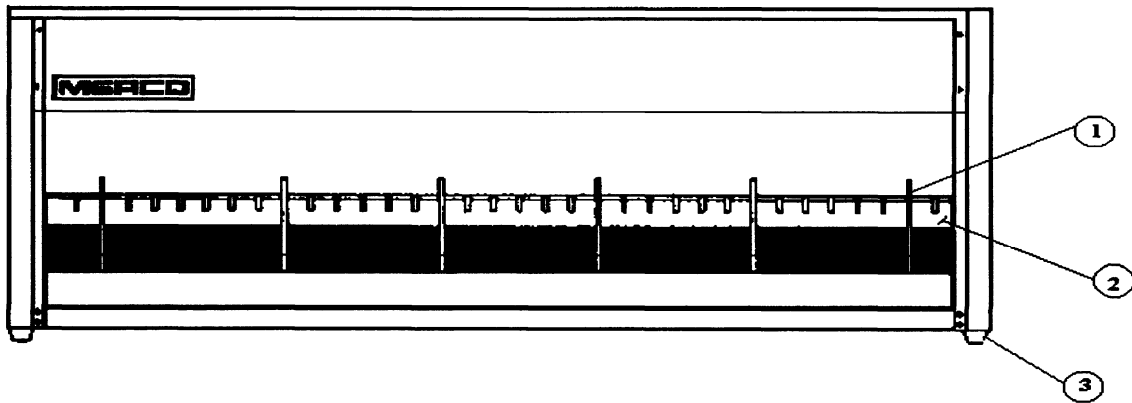
**SW - 3824 STYLE FL
PARTS LIST
120V**



FRONT VIEW

ITEM	PART NO.	DESCRIPTION	QTY
	000171	BUSHING, HEYCO	1
	000320	KNOB, W/POINTER	2
	000360	KNOB, 1/4-20, FEMALE INSERT, BLK	2
	000374	LAMP, 120V, 60W, CLEAR COATED	4
	000466	WIRENUT, CERAMIC, HI-7	
	000672	SOCKET, EZ, QUARTZLINE	4
	000716	SWITCH, TOGGLE, 15A, 125V	1
	050377	CONTROL, INF, 120V, W/TERM	2
	050463	SOCKET, ASSY, TWIN	1
3	070003	FOOT, RUBBER, W/SCREW	4
	072051	CORDSET, 120V, 30A W/SLV	1
	080003	LIGHT, PILOT, W/2 FAST ON TERM	2
	110556	TUBE, LWEZT-36, 120V, 440W	2
	111595	CABLE, THERMAL, 120V, 300W, 14'	1
2	313210	SUPPORT, DIV, ROD (2T) SW 3824	2
1	314520	DIVIDER, BAR (2T) SW	6

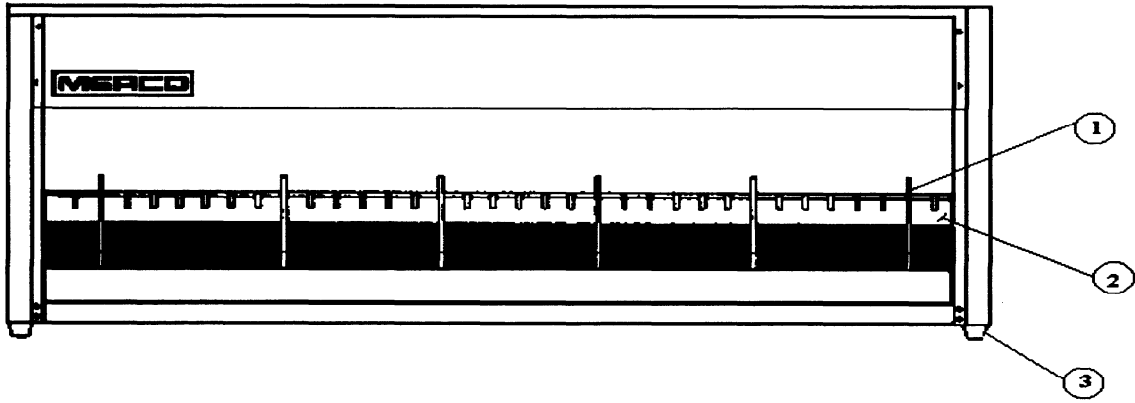
**SW - 3824 STYLE FL
PARTS LIST
208 V**



FRONT VIEW

ITEM	PART NO.	DESCRIPTION	QTY
	000170	BUSHING, HEYCO	1
	000320	KNOB, W/POINTER	2
	000360	KNOB, 1/4-20, FEMALE INSERT, BLK	4
	000378	LAMP, 240V, 40W, CLEAR COATED	4
	000466	WIRENUT, CERAMIC, HI-7	
	000672	SOCKET, EZ, QUARTZLINE	4
	000711	SWITCH, TOGGLE, 10A, 240V	1
	050378	CONTROL, INF, 240V, W/TERM	2
	050463	SOCKET, ASSY, TWIN	2
3	070003	FOOT, RUBBER, W/SCREW	4
	072037	CORDSET, 240V, 15A W/SLV	1
	080003	LIGHT, PILOT, W/2 FAST ON TERM	2
	110557	TUBE, LWEZT-36, 208V, 440W	2
	111596	CABLE, THERMAL, 208V, 300W, 14'	1
2	313210	SUPPORT, DIV, ROD (2T) SW 3824	2
1	314520	DIVIDER, BAR (2T) SW	6

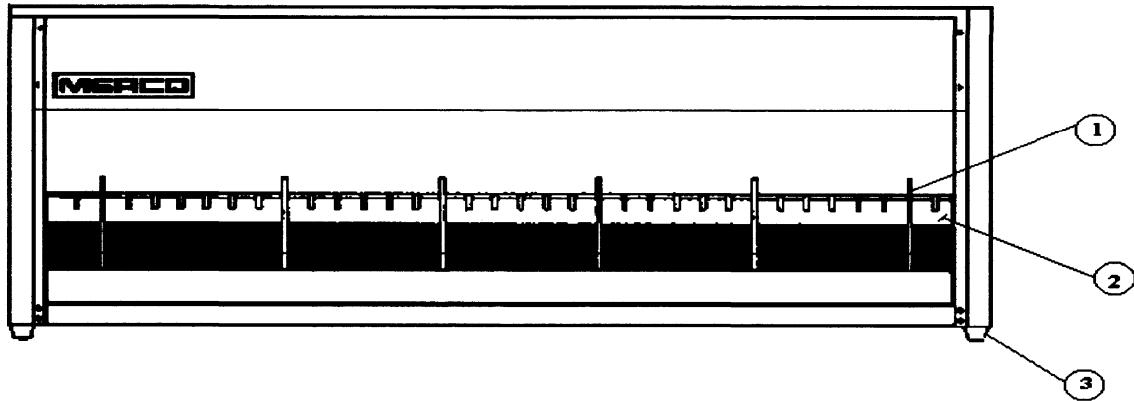
**SW - 5024 STYLE FL
PARTS LIST
120/208 V**



FRONT VIEW

ITEM	PART NO.	DESCRIPTION	QTY
	000174	BUSHING, HEYCO	1
	000320	KNOB, W/POINTER	2
	000360	KNOB, 1/4-20, FEMALE INSERT, BLK	4
	000374	LAMP, 120V, 60W, CLEAR COATED	5
	000466	WIRENUT, CERAMIC, HI-7	
	000672	SOCKET, EZ, QUARTZLINE	4
	000711	SWITCH, TOGGLE, 15A, 240V	1
	000872	GUARD, WIRE, NW-48X	2
	050378	CONTROL, INF, 240V, W/TERM	2
	050461	SOCKET ASSY, SINGLE, LFW	1
	050463	SOCKET, ASSY, TWIN	2
3	070003	FOOT, RUBBER, W/SCREW	4
	072048	CORDSET, 120/240V, 20A W/SLV	1
	080003	LIGHT, PILOT, W/2 FAST ON TERM	2
	110581	TUBE, LWEZT-48, 208V, 550W	2
	111606	CABLE, THERMAL, 208V, 400W, 18' 9"	1
2	313225	SUPPORT, DIV, ROD (2T) SW 5024	2
1	314520	DIVIDER, BAR (2T) SW	8

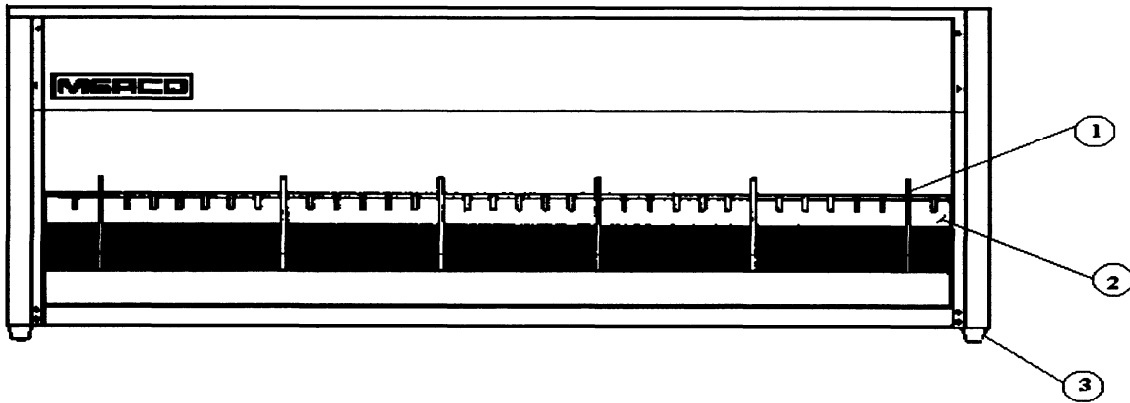
**SW - 5024 STYLE FL
PARTS LIST
208 V**



FRONT VIEW

ITEM	PART NO.	DESCRIPTION	QTY
	000174	BUSHING, HEYCO	1
	000320	KNOB, W/POINTER	2
	000360	KNOB, 1/4-20, FEMALE INSERT, BLK	4
	000378	LAMP, 240V, 60W, CLEAR COATED	5
	000466	WIRENUT, CERAMIC, HI-7	
	000672	SOCKET, EZ, QUARTZLINE	4
	000711	SWITCH, TOGGLE, 15A, 240V	1
	000872	GUARD, WIRE, NW-48X	2
	050378	CONTROL, INF, 240V, W/TERM	2
	050461	SOCKET ASSY, SINGLE, LFW	1
	050463	SOCKET, ASSY, TWIN	2
3	070003	FOOT, RUBBER, W/SCREW	4
	072037	CORDSET, 240V, 15A W/SLV	1
	080003	LIGHT, PILOT, W/2 FAST ON TERM	2
	110581	TUBE, LWEZT-48, 208V, 550W	2
	111606	CABLE, THERMAL, 208V, 400W, 18' 9"	1
2	313225	SUPPORT, DIV, ROD (2T) SW 5024	2
1	314520	DIVIDER, BAR (2T) SW	8

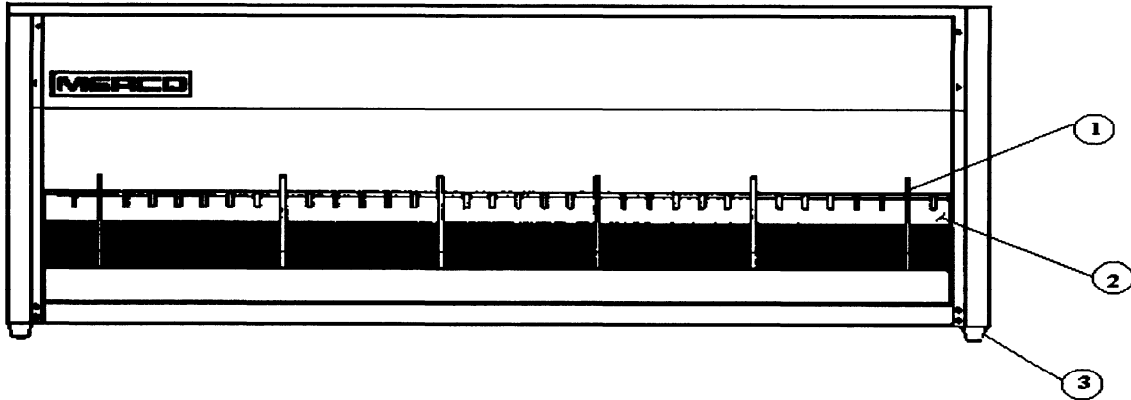
**SW - 6224 STYLE FL
PARTS LIST
120 V**



FRONT VIEW

ITEM	PART NO.	DESCRIPTION	QTY
	000174	BUSHING, HEYCO	1
	000320	KNOB, W/POINTER	2
	000360	KNOB, 1/4-20, FEMALE INSERT, BLK	4
	000374	LAMP, 120V, 60W, CLEAR COATED	5
	000466	WIRENUT, CERAMIC, HI-7	
	000672	SOCKET, EZ, QUARTZLINE	6
	000716	SWITCH, TOGGLE, 15A, 120V	1
	000872	GUARD, WIRE, NW-48X	2
	110575	TUBE, LWEZT-30, 120V, 350W	2
	050377	CONTROL, INF, 120V, W/TERM	2
	050461	SOCKET ASSY, SINGLE, LFW	1
	050463	SOCKET, ASSY, TWIN	3
3	070003	FOOT, RUBBER, W/SCREW	4
	072051	CORDSET, 120V, 30A W/SLV	1
	080003	LIGHT, PILOT, W/2 FAST ON TERM	2
1	314520	DIVIDER, BAR (2T) SW	9
2	313230	SUPPORT, DIV, ROD (2T) SW 6224	2
	040625	CABLE, THERMAL, 120V, 500W, 22' 9"	1

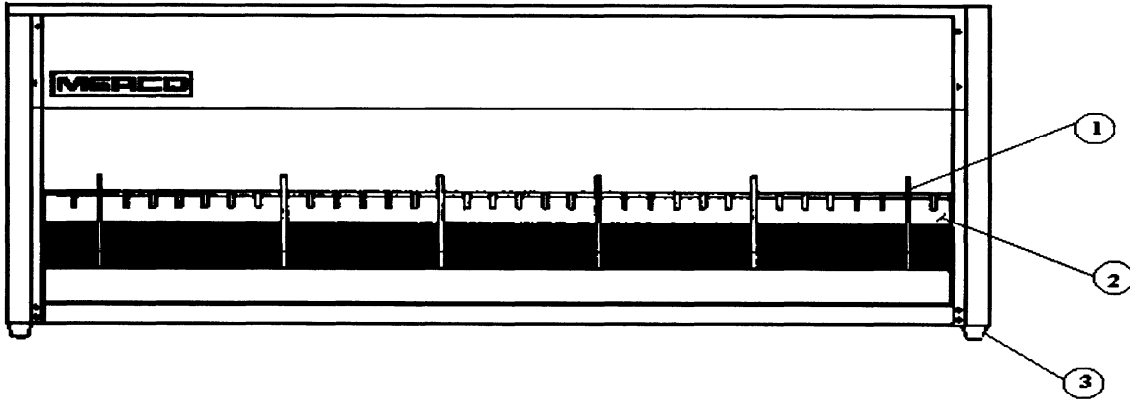
**SW - 6224 STYLE FL
PARTS LIST
120/208 V**



FRONT VIEW

ITEM	PART NO.	DESCRIPTION	QTY
	000174	BUSHING, HEYCO	1
	000320	KNOB, W/POINTER	2
	000360	KNOB, 1/4-20, FEMALE INSERT, BLK	4
	000374	LAMP, 120V, 60W, CLEAR COATED	5
	000466	WIRENUT, CERAMIC, HI-7	
	000672	SOCKET, EZ, QUARTZLINE	6
	000716	SWITCH, TOGGLE, 15A, 120V	1
	000872	GUARD, WIRE, NW-48X	2
	110955	TUBE, LWEZT-30, 208V, 350W	2
	050378	CONTROL, INF, 240V, W/TERM	2
	050461	SOCKET ASSY, SINGLE, LFW	1
	050463	SOCKET, ASSY, TWIN	3
3	070003	FOOT, RUBBER, W/SCREW	4
	072048	CORDSET, 120/240V, 20A W/SLV	1
	080003	LIGHT, PILOT, W/2 FAST ON TERM	2
1	314520	DIVIDER, BAR (2T) SW	9
2	313230	SUPPORT, DIV, ROD (2T) SW 6224	2
	111607	CABLE, THERMAL, 208V, 500W, 22' 9"	1

**SW - 6224 STYLE FL
PARTS LIST
208 V**



FRONT VIEW

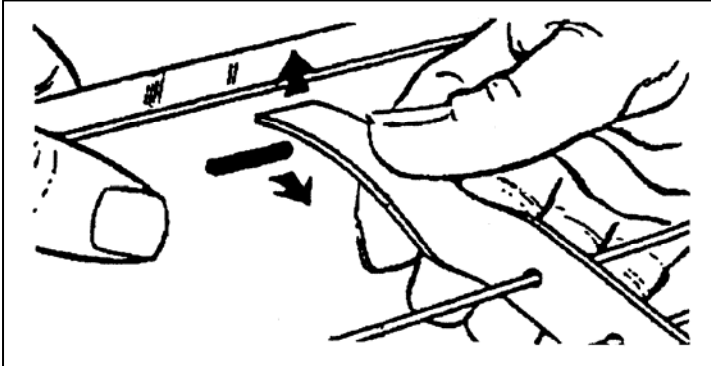
ITEM	PART NO.	DESCRIPTION	QTY
	000174	BUSHING, HEYCO	1
	000320	KNOB, W/POINTER	2
	000360	KNOB, 1/4-20, FEMALE INSERT, BLK	4
	000378	LAMP, 240V, 60W, CLEAR COATED	5
	000466	WIRENUT, CERAMIC, HI-7	
	000672	SOCKET, EZ, QUARTZLINE	6
	000711	SWITCH, TOGGLE, 10A, 240V	1
	000872	GUARD, WIRE, NW-48X	2
	030400	TUBE, LWEZT-30, 208V, 350W	2
	050378	CONTROL, INF, 240V, W/TERM	2
	050461	SOCKET ASSY, SINGLE, LFW	1
	050463	SOCKET, ASSY, TWIN	3
3	070003	FOOT, RUBBER, W/SCREW	4
	072037	CORDSET, 240V, 20A W/SLV	1
	080003	LIGHT, PILOT, W/2 FAST ON TERM	2
1	314520	DIVIDER, BAR (2T) SW	9
2	313230	SUPPORT, DIV, ROD (2T) SW 6224	2
	111607	CABLE, THERMAL, 208V, 500W, 22' 9"	1

EZ TUBE INSTALLATION AND REPLACEMENT INSTRUCTIONS

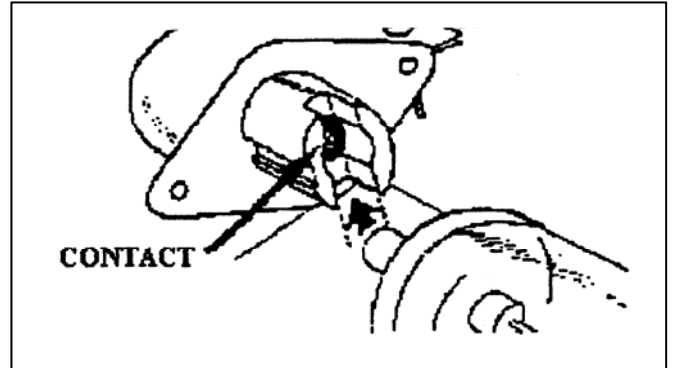


CAUTION:

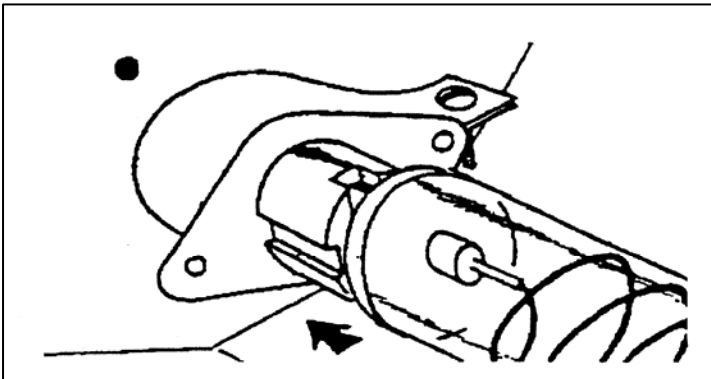
Prior to replacing a heat tube, make sure the contact is clean. If it is burnt or dirty, replace the socket.



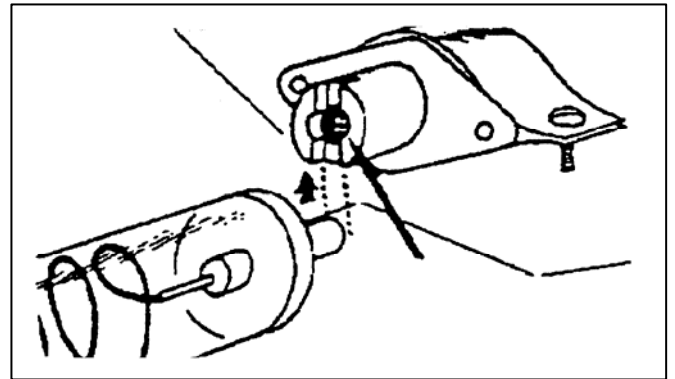
1. Remove the tube guard by pushing against the face of the warmer with left thumb and “bowing” the cross brace upward with your right hand. Pull the brace free. Remove the lengthwise brace.



2. Place the left tip of the tube under the white socket (receptacle of the terminal). Raise the tube into the slot and apply enough inward pressure to compress the terminal slightly.



3. While keeping the tube compressed into the left terminal of the socket, position the right end of the tube directly beneath the right socket.



4. Raise the tube into direct alignment with the center of the right terminal. Release grip slowly allowing the compressed left socket (terminal) to lock tube into position.



NOTE:

These instructions are based on the unit laying on a work surface upside down.



CAUTION:

Be sure the tube is centered in the socket terminals before placing the warmer in the upright position and turning on power.



Merco Savory, LLC
1111 North Hadley Road
Fort Wayne, IN 46804
United States of America

Telephone: (260) 459-8200
U.S. Facsimile: (888) 790-8193
Int'l Facsimile: (260) 436-0735

Technical Support Hotline: (800) 678-9511

www.mercosavory.com

